

European business statistics user's manual for PRODCOM

2023 edition



**European business
statistics user's manual
for PRODCOM**

2023 edition

Manuscript completed in October 2022

This document should not be considered as representative of the European Commission's official position.

Luxembourg: Publications Office of the European Union, 2023

© European Union, 2023



The reuse policy of European Commission documents is implemented based on Commission Decision 2011/833/EU of 12 December 2011 on the reuse of Commission documents (OJ L 330, 14.12.2011, p. 39). Except otherwise noted, the reuse of this document is authorised under a Creative Commons Attribution 4.0 International (CC-BY 4.0) licence (<https://creativecommons.org/licenses/by/4.0/>). This means that reuse is allowed provided appropriate credit is given and any changes are indicated.

For any use or reproduction of elements that are not owned by the European Union, permission may need to be sought directly from the respective rightholders. The European Union does not own the copyright in relation to the following elements:

For more information, please consult: <https://ec.europa.eu/eurostat/about/policies/copyright>:

Front cover: Shutterstock/Pand P studio; administrative boundaries — © EuroGeographics © UN-FAO © Turkstat

Theme: Industry, trade and services

Collection: Manuals and guidelines

PDF ISBN 978-92-68-06522-8 ISSN 2315-0815 doi:10.2785/05432 KS-GQ-23-011-EN-N

Acknowledgements

Authors

EUROSTAT, PRODCOM team

Editors

The authors of this publication would like to thank the members of the PRODCOM Working Group who were involved in its preparation.

Contact details

Eurostat
Bâtiment Joseph Bech
5, rue Alphonse Weicker
2721 Luxembourg
E-mail: ESTAT-PRODCOM@ec.europa.eu

For more information, please consult Eurostat's website: <https://ec.europa.eu/eurostat>

Contents

| | |
|-------------------------------------------------------------------------------------|-----------|
| Acknowledgements | 3 |
| Authors | 3 |
| Editors | 3 |
| Contact details | 3 |
| 1 Introduction to PRODCOM | 9 |
| 1.1. Background to PRODCOM | 9 |
| 1.2. Purpose of PRODCOM | 10 |
| 1.3. What is PRODCOM | 10 |
| 1.3.1. What data are collected? | 11 |
| 1.3.2. EBS general implementing regulation | 12 |
| 1.3.3. Changes compared with regulation repealed by the EBS implementing regulation | 12 |
| 1.3.4. Which countries report PRODCOM data? | 12 |
| 1.3.5. When are data to be collected | 12 |
| 1.3.6. How are data to be collected? | 13 |
| 1.3.7. Transmission of results | 13 |
| 2 PRODCOM classification | 15 |
| 2.1. The PRODCOM classification | 15 |
| 2.2. PRODCOM List | 18 |
| 3 PRODCOM dataset | 19 |
| 3.1. PRODCOM dataset 2008 - 2020 | 19 |
| 3.1.1. PRODUCTION types | 19 |
| 3.1.2. Heading types | 19 |
| 3.2. PRODCOM dataset 2021 onwards | 20 |
| 3.2.1. PRODCOM variables on Industrial production | 20 |
| 3.2.2. Heading types | 20 |
| 3.2.3. Reporting of the production variables | 21 |
| 3.3. PRODCOM data flags | 22 |
| 4 PRODCOM data dissemination | 25 |
| 4.1. Publication of PRODCOM data | 25 |
| 4.1.1. Data Browser | 25 |
| 4.1.2. EASY COMEXT | 30 |
| 4.2. Data on production: PRODCOM | 34 |
| 4.2.1. Products and nomenclatures covered | 34 |
| 4.2.2. Production types (1993 – 2020) | 34 |
| 4.2.3. Available PRODCOM variables (2021 – onwards) | 34 |

| | |
|---------------------------------------------------|-----------|
| 4.2.4. Periodicity | 35 |
| 4.2.5. Availability of data | 35 |
| 4.2.6. Data on international trade in goods | 35 |
| 4.2.7. Apparent consumption | 37 |
| 4.3. Rounding of EU totals | 37 |
| 4.4. Confidentiality in PRODCOM | 37 |
| Annex 1 – List of units | 38 |

List of boxes

| | |
|----------------------------------------------------------------------------------------------------------------|----|
| Box 2.1: Classification of products | 17 |
| Box 2.2: PRODCOM List..... | 18 |
| Box 3.1: PRODCOM variables on industrial production shall include the following data | 20 |
| Box 3.2: Production carried out on own account is to be collected from the producer | 21 |
| Box 3.3: Production carried out under sub-contracted operations is to be collected from the subcontractor..... | 21 |
| Box 4.1: Metadata reports (ESMS) | 31 |

List of figures

| | |
|------------------------------------------------------------------------------------|----|
| Figure 2.1: Statistical classifications..... | 16 |
| Figure 4.1: Access to the Data Browser | 26 |
| Figure 4.2: Data Browser: Statistics on the production of manufactured goods | 26 |
| Figure 4.3: Navigation tree to PRODCOM data..... | 26 |
| Figure 4.4: Help menu for PRODCOM in Data Browser..... | 30 |
| Figure 4.5: Access to international trade in goods data Comext..... | 30 |
| Figure 4.6: Comext available datasets..... | 30 |
| Figure 4.7: Dimension metadata on Indicators | 31 |
| Figure 4.8: Dimension metadata on Indicators DS-056120 in EN..... | 32 |
| Figure 4.9: Building new query in Comext..... | 32 |
| Figure 4.10: Dimension, available elements | 33 |
| Figure 4.11: Spreadsheet, Chart, Treemap, Map, Table..... | 33 |



1

Introduction to PRODCOM

PRODCOM is the title of the production statistics for Mining and quarrying, Manufacturing (with the exception of military products and some energy products) and Material recovery (38.32) that are sections B, C and E of NACE Rev. 2 ⁽¹⁾. The title comes from the French “PRODUCTION COMMUNAUTAIRE” (Community Production).

The evolution of PRODCOM dates back to 1985 when there were the first meetings of the working party on “Production Statistics”. Its objective was to harmonise the various ways industrial production statistics were collected in the Member States.

Although in most countries statistics were collected on production, these covered the national situation, and national nomenclatures were used and different survey methods applied.

1.1. Background to PRODCOM

The basis of PRODCOM is to enable these national statistics to be compared and where possible aggregated to give a picture of the developments of an industry or product in the European context. This aim became more urgent with the creation of the single market in 1992, and with rapid changes occurring in Europe, the statistical system had to adapt to these changes.

The first year for the survey was 1993, with 1992 national data, which are as close as possible to the PRODCOM List to be sent at a later date. As data for early years are not considered reliable, only data from 1995 onwards are now published.

For 1995 to 2007, the data collection was based on NACE Rev. 1.1. and has been converted where possible to the data based on NACE Rev. 2. Therefore, the PRODCOM data from 1995 onwards provide a series of data available on NACE Rev. 2.

The survey conducted between 1995 and 2020 was based on the Council Regulation (EEC) No 3924/1991 ⁽²⁾ on the establishment of a Community survey of industrial production, which stated that production is to be recorded according to the product headings of the PRODCOM List. This was needed as in the original EU treaties there had been no mention of a register for production statistics.

For reference periods before 2021, the survey covered the physical volume of production and the value and volume of production sold during the survey period. The Sold Production reported the value or the volume of production sold, i.e. excluding any production that the enterprise needed for further processing. The Total Production referred to the total volume of production, whether it was sold or used by the enterprise for further processing.

⁽¹⁾ NACE Rev.2 - Statistical classification of economic activities;

⁽²⁾ Council Regulation (EEC) No 3924/1991 on the establishment of a Community survey of industrial production

In 2004, the Commission Regulation (EC) No 912/2004 ⁽³⁾ clarified the PRODCOM coverage and the observation units, with the aim to reduce the administrative burden on respondents reporting on industrial production.

Between 2003 and 2005, some steel products were reported in PRODCOM monthly by volume (data on steel production are not available).

The Commission Implementing Regulation EU 2020/1197 ⁽⁴⁾ is laying down technical specifications and arrangements pursuant to Regulation (EU) 2019/2152 of the European Parliament and of the Council. This EBS general implementing regulation introduces the additional data requirements such as the collection and transmission of data on production under sub-contracted operations and the introduction of the kind-of-activity unit (KAU ⁽⁵⁾) as the statistical unit for collecting PRODCOM statistics. The EBS data exchange standards should be harmonised to the extent possible and allow cross-domain comparisons.

For reference period 2021 and onwards, the current survey collects PRODCOM data on the physical volume and the value for Sold Production and Production under Sub-contracted Operations. The Actual Production refers to the actual volume of production, whether it is sold or used by the enterprise for further processing or kept in stock. The production under sub-contracted operations is completely separated from the sold production variable.

1.2. Purpose of PRODCOM

The purpose of PRODCOM is to inform the European business sector (including business associations, business consultants and firms), the Commission, and the Directorates General in charge of for example Environment, Enterprises, Industry, Agriculture, Business Negotiation and Competition, on the EU supply of industrial products.

- Industrial products are, according to PRODCOM, products from activities listed in sections B, C and E in the Statistical classification of economic activities in the European Community, NACE (Rev. 2).
- PRODCOM monitors – together with international trade in goods data – the EU supply of industrial products.

1.3. What is PRODCOM

PRODCOM is a community scheme, based on a Regulation of 1991, for producing detailed product output information at the EU level. It involves compilation of EU production data from information provided by Member States plus Norway and Iceland, on an annual basis, for several thousand of selected products (= commodities and industrial services) specified in the PRODCOM List.

- The PRODCOM List includes the codes of the products and their descriptions. The PRODCOM Expert Group updates it every 2-3 years.
- PRODCOM products derive from activities listed in sections B, C and E in the NACE Rev. 2.
- The products are included in PRODCOM according to their eight-digit code, the PRODCOM List. The first four digits of a PRODCOM code refer to the NACE classification, and the first six digits refer to the CPA ⁽⁶⁾ classification. The last two digits are created specifically for PRODCOM.

⁽³⁾ Commission Regulation (EC) No 912/2004 of 29 April 2004 implementing Council Regulation (EEC) No 3924/91 on the establishment of a Community survey of industrial production

⁽⁴⁾ Commission Implementing Regulation EU 2020/1197 of 30 July 2020 laying down technical specifications and arrangements pursuant to Regulation (EU) 2019/2152 of the European Parliament and of the Council

⁽⁵⁾ European business statistics methodological manual for statistical business registers (europa.eu)

⁽⁶⁾ Statistical Classification of Products by Activity - Commission Regulation (EU) No 1209/2014 of 29 October 2014 establishing a new statistical classification of products by activity (CPA)

- Most eight-digit PRODCOM codes have a complete reference to the Combined Nomenclature (CN) ⁽⁷⁾. A complete reference means full comparability between data from PRODCOM and data from foreign trade classified by the Combined Nomenclature.

Exemptions from this main rule are:

- PRODCOM codes that are more detailed than CN.
- PRODCOM codes that cover industrial services (because the CN only includes commodities). Nevertheless, PRODCOM codes on industrial services might have a reference to CN codes. This reference only gives information on the products to which the services apply.
- The corresponding trade data on volume cannot be provided for PRODCOM codes for which unit of measure is not consistent with unit of measure given in CN, even if a PRODCOM code has a complete CN reference.

The consequences of this way of creating PRODCOM codes are:

- PRODCOM codes do not cross CPA (or NACE) classes. Each PRODCOM code belongs to only one CPA (or NACE) class.
- Trade data can only be provided for PRODCOM codes with a complete reference (clear link) to the CN.

PRODCOM includes data on national production and EU aggregates since 1995. Data is recorded on an annual basis, and were on a monthly basis for steel products between 2003 and 2005 (data on steel production are not available).

Normally, data on the value and quantity of production of each PRODCOM heading is published. Exact information on the data to be reported for each eight-digit PRODCOM code is included in the PRODCOM List. A new List was adopted for each year until 2016. Since then it is updated only every 2 or 3 years. The PRODCOM List is to be used to survey production during that year.

Each PRODCOM code has a 'Description', a 'Volume Physical unit' (except services and codes covering products of diversified physical features), a 'Production type' and occasionally a 'Reference to Notes'. Detailed information on these fields is included in the first – 60 – pages of the PRODCOM List.

- The 'Description' is a short, self-explanatory, stand-alone text
- The CN reference refers to the CN codes covered by the PRODCOM heading
- The 'Volume Physical unit' indicates the measurement unit for this heading
- The 'Production type' indicates the concept of production
- The 'Reference to Notes' includes reference to any specific information on this heading

1.3.1. What data are collected?

The following information is requested for each variable carried out during the reference period and within the economic territory of each country:

- **Variable 251001:** The sold production is defined as sold (invoiced) production, which may be carried out under the primary or secondary activities of the enterprise. It includes production sold (invoiced) between different kind-of-activity units belonging to the same enterprise.
- **Variable 251002:** The production under sub-contracted operations, which has been sold (invoiced) to the principal in line under the conditions for sub-contracted operations as specified by the CPA guidelines. The production may be carried out under the primary or secondary activities of the enterprise.
- **Variable 251003:** The actual production includes any production carried out during the reference period and within the economic territory of each country. It includes those products which, either in the kind-of-activity unit itself, or in another kind-of-activity unit belonging to the same enterprise:
 1. are intended for sale,
 2. are processed into another product,

⁽⁷⁾ Combined Nomenclature; [Commission Implementing Regulation \(EU\) No 2020/1577 of 21 September 2020](#)

3. are fitted into another product, or
4. are put into stock.

1.3.2. EBS general implementing regulation

The PRODCOM survey is based on a list of products called the PRODCOM List. These products are detailed at 8-digit level under divisions 07-33 and 38 NACE. Only information on this level can be found in the PRODCOM data.

The Commission Implementing Regulation EU 2020/1197 (hereafter referred to as EBS general implementing regulation) is to be found in the Official Journal No L271, which stipulates country-level business statistics on industrial production. This EBS general implementing regulation defines three variables 251001 Sold production, 251002 Production under sub-contracted operations and 251003 Actual production, and this production is to be actually carried out on its territory. This means that the production of subsidiary undertakings, which takes place outside the enterprise's territory, is not included in the survey.

1.3.3. Changes compared with regulation repealed by the EBS implementing regulation

For the reference years 1995 – 2020, the data transmitted to Eurostat by Member States had to contain a record for:

- Sold production
 - a. values = values of the sold production produced on own account + values of the sold production produced under sub-contracted operations
 - b. quantities = quantities of the sold production produced on own account + quantities of the sold production produced under sub-contracted operations

This was used for reporting the value or volume of production sold, i.e. excluding any production that the enterprise uses for further processing.

- Total production (no changes comparing to PRODCOM variable 251003) = quantities of the production on own account + quantities produced under sub-contracted operations

Since 1995 onwards, this is used for reporting the total (actual) volume of production, whether it is sold or used by the enterprise for further processing. For reference years 1995 – 2020 the PRODCOM variable 251002 (production under sub-contracted operations) was not required.

1.3.4. Which countries report PRODCOM data?

In addition to the Member States, the EFTA countries (Norway and Iceland) are bound by the EBS implementing regulation to conduct the PRODCOM survey and transmit the data to Eurostat. National data for all non-Member State countries are published individually but not included in EU totals.

Three Member States (Cyprus, Luxembourg and Malta) are exempted on providing the PRODCOM data based on the economic size of the country. The 1% rule is applied, i.e. it is not necessary to compile data for the variables 251001, 251002 and 251003, if a related indicator of the Member States is less than 1% of the EU total.

1.3.5. When are data to be collected

- PRODCOM survey is primarily an annual survey.
- Member States can choose to run their survey monthly, quarterly or annually as long as the data are supplied to Eurostat as annual data.

- PRODCOM List is in force at the end of the reference period.
- The first reference period under the EBS implementing regulation is 2021.

1.3.6. How are data to be collected?

- Member States use a survey questionnaire, which conforms to the requirements of the EBS implementing regulation. They may also use other sources of information to supplement the survey.
- Enterprises are asked to give true and complete information within the stipulated deadlines.

1.3.7. Transmission of results

After data have been collected, Member States send annual data to Eurostat within 6 months after the end of the reference year. Data, which under national law are confidential, are also transmitted to Eurostat, and handled under the rules of the Statistical Law ⁽⁸⁾.

When data already transmitted to Eurostat are subject to revision, Member States shall transmit the revised data by the time of their dissemination at national level at the latest, or, if they are not disseminated at national level, no later than one month after they have become available to a national statistical authority.

⁽⁸⁾ Legal framework for European statistics - The Statistical Law - Products Statistical Books - Eurostat (europa.eu)

2

PRODCOM classification

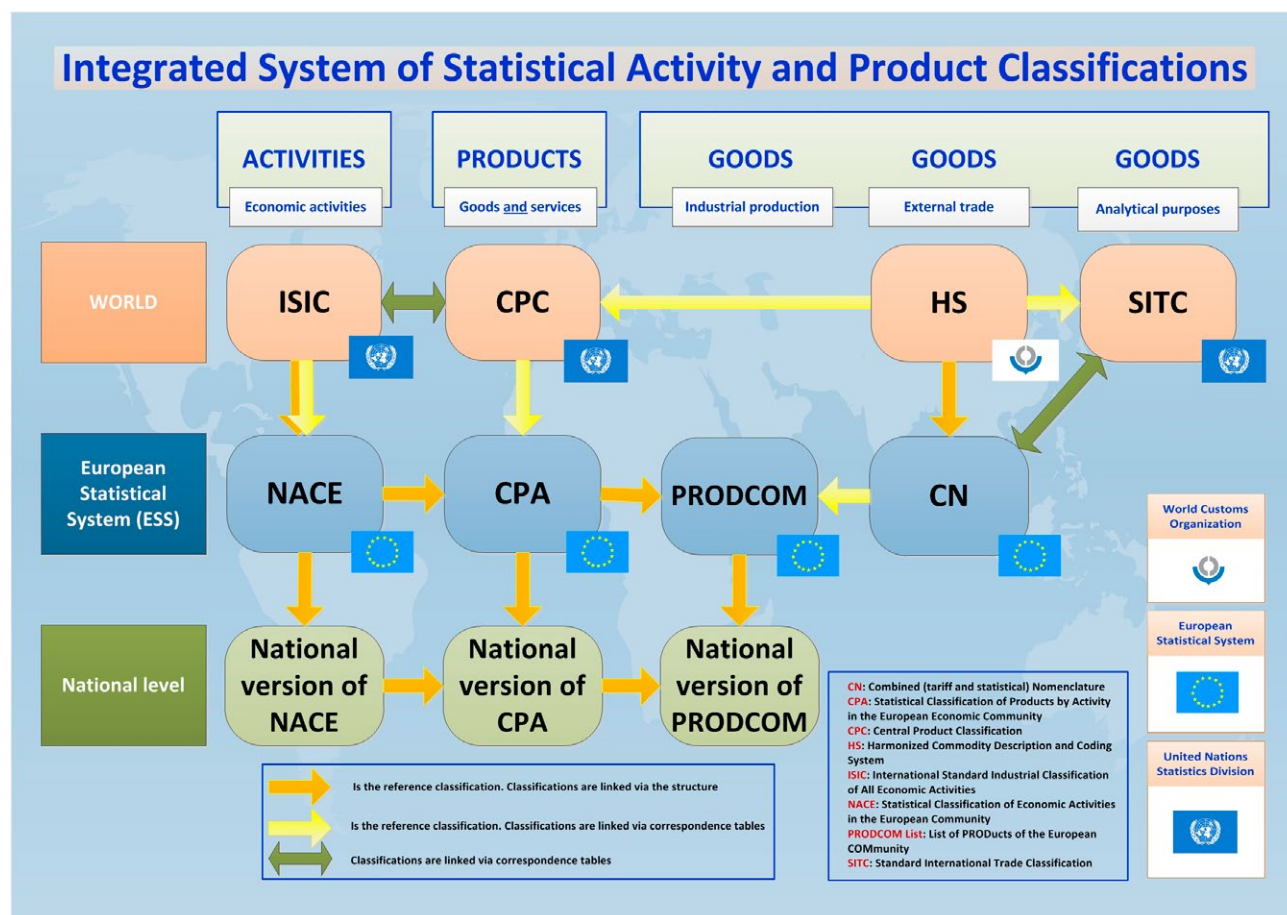
2.1. The PRODCOM classification

Before data collection could begin, it was necessary to draw up a common list of products to be covered. Drawing up the PRODCOM List was a unique opportunity for Eurostat, the NSIs and the European Trade Associations (FEBIs) to work together to produce a classification that would work on the micro, national and European level. The two principal aims were to measure production and to enable a calculation of apparent consumption by linking production statistics to international trade in goods statistics. The link between the two, production statistics and international trade in goods data refers to Europroms.

The PRODCOM statistics have to be comparable with international trade in goods statistics, which are based on the Combined Nomenclature (CN), there had to be a close relationship between the two nomenclatures. Furthermore, the basic building blocks for PRODCOM are NACE (Rev. 2, as from 2008) and the CPA (Classification of products by activity); therefore, the PRODCOM List had to be developed in close association with these nomenclatures.

To understand how the different nomenclatures fit together, and their links to worldwide nomenclatures it is useful to consider the diagram below, which gives an overview of the revised system of integrated statistical classifications. This diagram shows the clear links between the PRODCOM List and the CN, which then links up to the Harmonised System (HS) at a worldwide level.

Figure 2.1: Statistical classifications



PRODCOM headings are directly derived from the two nomenclatures to its left on the diagram – NACE and the CPA. The 8-digit PRODCOM code takes its first 4 digits from NACE and digits 5 and 6 from the CPA, thus enabling a consistent link to these two classifications.

However, there were instances where the CN classification gave too much detail in how it broke down products within a specific category. It did not meet the needs of the likely end users of PRODCOM data such as the European federations and other professional associations.

The box below gives an example of how one industrial sector can be broken down into different headings.

Box 2.1: Classification of products

NACE 11.02

| Detail | | | |
|-------------|------------------------------------------------------------------------------------------------------------------------------------------------------------------------------------------------------------------------------------|--|------------------------|
| ■11.02 | Manufacture of wine from grape | | |
| ■11.02.12 | Wine of fresh grapes, except sparkling wine; grape must | | |
| 11.02.12.11 | White wine with a protected designation of origin (PDO) | | Detail |
| 11.02.12.15 | Wine and grape must with fermentation prevented or arrested by the addition of alcohol, put up with pressure of CO ₂ in solution ≥ 1 bar < 3, at 20 °C (excluding sparkling wine) | | Detail |
| 11.02.12.17 | Quality wine and grape must with fermentation prevented or arrested by the addition of alcohol, with a protected designation of origin (PDO) produced of an alcoholic strength of ≤ 15 % (excluding white wine and sparkling wine) | | |
| 11.02.12.20 | Wine and grape must with fermentation prevented or arrested by the addition of alcohol, of an alcoholic strength ≤ 15 % (excluding sparkling wine and wine (PDO)) | | Detail |
| 11.02.12.31 | Port, Madeira, Sherry and other > 15 % alcohol | | Detail |
| 11.02.12.50 | Grape must (excluding alcohol duty) | | Detail |

Source: Europa - RAMON - Reference And Management Of Nomenclatures

Eurostat - EU Vocabularies - Publications Office of the EU (eurostat.ec.europa.eu).

! Ramon is to be phased out, migration to Linked Open Data in XKOS. New visualization of the PRODCOM List is available in ShowVoc, accessible via [EU Vocabularies > Business collections > Eurostat](#)

That was the reason to base the PRODCOM List on the CN but with some modifications. The result was a list of 5765 headings, which was published in November 1993 in all nine official languages of the European Union (EU). Now they are available in all EU languages. Because of changes in an industry, some modifications are made to the list to improve it. These can range from a new breakdown of the codes used for products, an improvement to the translation of a heading for a languages or a restructuring of some headings.

Over the years, the List has been added to in various ways to satisfy the demands of different users. The List has become increasingly complex, and little attention was paid to the feasibility of collecting data on all the required headings. A process of consultation was therefore conducted in 2004 with a view to simplifying the List and thus improving its quality. These were applied to the 2005 List, with further simplifications being applied in subsequent years. The PRODCOM Expert Group prepared the PRODCOM List annually until 2016 after it was decided to be updated every 2 or 3 years.

Currently, there are about 4000 products available in the PRODCOM List. The PRODCOM Working Group of November 2016 agreed to keep the list stable and update it only with the frequency required by the technological changes in the industries and as driven by the related nomenclatures (i.e. the PRODCOM List will be updated if the NACE and the HS/CN classification are updated or when there are emerging new policy needs).

2.2. PRODCOM List

The basis of the PRODCOM data that Member States must report to Eurostat is the PRODCOM List. The List is adopted every 2 or 3 years as the subject of a Commission Regulation ^(*).

The data transmitted to Eurostat by the Member States must contain one record for each heading in the List, to report the national production of the product referred to by the heading.

The List provides a number of characteristics for each heading. The following are important in reporting data for the heading:

- The heading type, which indicates the combination of production types required.

The volume unit to be used to express volumes for this heading. If no volume unit is specified the volume of production does not have to be reported.

Box 2.2: PRODCOM List

Quick links

[Europa - RAMON - PRODCOM List 1993 and onwards](#)

[Europa - RAMON - Reference And Management Of Nomenclatures](#)

[Eurostat - EU Vocabularies - Publications Office of the EU \(europa.eu\).](#)

! Ramon is to be phased out, migration to Linked Open Data in XKOS. New visualization of the PRODCOM List is available in ShowVoc, accessible via [EU Vocabularies > Business collections > Eurostat](#)

^(*) The latest Commission Regulation establishing the PRODCOM list is available: [Legislation - Prodcom - statistics by product - Eurostat \(europa.eu\)](#)

3

PRODCOM dataset

This chapter provides an overview of the contents of the PRODCOM datasets as well as the necessary guidelines for the practical implementation of the European Business Statistics (EBS) legal requirements related to the compilation of the statistical data on production under sub-contracted operations.

The production under sub-contracted operations shall be completely separated from the sold production variable.

3.1. PRODCOM dataset 2008 - 2020

In this paragraph, the datasets provided by the Member States to Eurostat for the reference years 2008 – 2020 are described hereafter.

3.1.1. PRODUCTION types

The PRODCOM List specifies two Production Types:

- Type S (Sold Production). This is used for reporting the value or volume of production sold, i.e. excluding any production that the enterprise uses for further processing.
- Type T (Total Production). This is used for reporting the total volume of production, whether it is sold or used by the enterprise for further processing.

3.1.2. Heading types

The heading type indicates the combination of production types that are required for the heading:

- Type S. For headings of this type, both the value and volume ⁽¹⁰⁾ of sold production should be reported.
- Type T. For headings of this type, the value of sold production and the volume of both sold and total production must be reported.
- Type I. (Industrial Services). No volume data is required for headings of this type. The fee paid to the service provider should be reported as the value. For this heading type, it is not necessary to signal that the value is based on the fee paid.
- Type V. Only the total volume should be reported.

⁽¹⁰⁾ If a volume unit is specified

3.2. PRODCOM dataset 2021 onwards

In this paragraph, the datasets provided by the Member States to Eurostat from reference year 2021 onwards are described hereafter.

3.2.1. PRODCOM variables on Industrial production

According to the requirements in the EBS General Implementing Act, the following three variables for industrial production are specified:

- **Variable 251001 (Sold production):** national currency (thousands) and (except for industrial services) quantity as defined in the PRODCOM List in force at the end of the reference period.
- **Variable 251002 (Production under sub-contracted operations):** (except for industrial services) national currency (thousands) and quantity as defined in the PRODCOM List in force at the end of the reference period.
- **Variable 251003 (Actual production):** quantity as defined in the PRODCOM List in force at the end of the reference period.

Box 3.1: PRODCOM variables on industrial production shall include the following data

The variable 251001 shall include values of the sold production produced on own account (including industrial services) and quantities of the sold production produced on own account. It includes production sold/invoiced during the reference period.

The variable 251002 shall contain values equal to the fee received by subcontractor/ paid by principal and quantities produced under sub-contracted operations. It includes production paid to the sub-contractor by the principal during the reference period.

The variable 251003 shall be a sum of quantities of the actual production on own account and quantities produced under a sub-contracted operations. It includes production carried out during the reference period.

3.2.2. Heading types

The heading type indicates the combination of production types that are required for the heading:

- Type S. For headings of this type both the value and volume ⁽¹⁾ of sold production and production under sub-contracted operations shall be reported.
- Type T. For headings of this type the value and volume of sold production, production under sub-contracted operations and actual production shall be reported.
- Type I. (Industrial Services). No volume data is required for headings of this type. The fee paid to the service provider should be reported as the value. For this heading type, it is not necessary to signal that the value is based on the fee paid. The value of sold production shall be reported.
- Type V. Only the volume of the actual production shall be reported.

⁽¹⁾ If a volume unit is specified

3.2.3. Reporting of the production variables

The production on own account

Box 3.2: Production carried out on own account is to be collected from the producer

The producer reports:

- Sold production value produced on own account sold/invoiced during the reference period
- Sold production quantities produced on own account sold/invoiced during the reference period
- Actual production quantities produced on own account during the reference period

variable 251001 Sold production:

- values = values of the sold production produced on own account sold/invoiced during the reference period
- quantities = quantities of the sold production produced on own account sold/invoiced during the reference period

The production under sub-contracted operations

Box 3.3: Production carried out under sub-contracted operations is to be collected from the subcontractor

The subcontractor reports:

- Sold production value equal to the fee received by subcontractor/paid by principal during the reference period Sold production quantities produced under sub-contracted operations paid to the subcontractor by the principal during the reference period
- Actual production quantities produced under sub-contracted operations during the reference period

variable 251002 Production under sub-contracted operations:

- values = value equal to the fee received by subcontractor/paid by principal during the reference period
- quantities = quantities produced under sub-contracted operations paid to the subcontractor by the principal during the reference period

The Actual production

The actual production as stated above is calculated by summing up all production carried out during the reference period and within the economic territory of each country, whether produced on own account or under sub-contracted operations.

variable 251003 Actual production = quantities of the production on own account + quantities produced under sub-contracted operations

To conclude this section, the distinction between the production on own account and the production carried out under sub-contracted operations has to be made (in order to avoid over reporting or under reporting).

The producer is reporting the production data either as sold production on own account, or as production under sub-contracted operations when meeting the requirements defined in this section.

3.2.3.1. CONCEPT AND DEFINITION

Production carried out by a subcontractor, within the economic territory of each country, which has been sold (invoiced) during the reference period to the principal in line under the conditions for sub-contracted operations as specified by the CPA guidelines. Enterprises with plants abroad exclude the production done outside the national territory from the data. The products may be carried out under the primary or secondary activities of the enterprise.

In any sub-contracted operation, the principal unit and the subcontractor unit are to be different enterprises. Sub-contracted operations between different plants (KAUs) belonging to the same enterprise are not possible, nor to be recorded under PRODCOM statistics.

3.2.3.2. THE PRODUCTION ON OWN ACCOUNT VS. PRODUCTION UNDER SUB-CONTRACTED OPERATIONS

The distinction between the production on own account and the production under sub-contracted operations shall be based on one of the two methods listed below:

A. The main material input principle:

The value of the material inputs provided shall be used as the criterion for identifying the main material input, as set out by the CPA guidelines ⁽¹²⁾. This is a quantifiable and rather objective measurement unit. The threshold for the main material input is set to 80 %, thus indicating that the ratio main/secondary inputs must be high. Nevertheless, this threshold was adopted arbitrarily and should therefore be interpreted with flexibility. Intangible assets (software, patents, etc.), as well as machines or tools provided by the principal unit are however not to be considered as material inputs. Software products for instance are used in the production process in the same way as machines and other equipment, i.e. they are not incorporated or transformed into the final product. They are thus to be regarded as capital goods and not as physical material inputs. This rule of the main material input owned by the principal is just a general guiding principle having exceptions.

B. The ownership of the final product principle:

Alternatively, another principle could be used to establish the relation between the parties in the case of sub-contracted operations when the share of the value within the material input owned by the principal and by the sub-contractor is difficult to identify. In this case, it is recommended to use the contractual relationship between the two parties and to consider who has the ownership of the final product.

If at least one of the above criteria is met, the respective production should be recorded under the variable 251002 – Production under sub-contracted operations.

3.3. PRODCOM data flags

The flags are used to signal the estimated figures. They can contain two different values:

E: reliable estimate

U: low reliability estimate

The estimated data (flagged E) signals that the values are reliable estimates, considered accurate enough to be published at the national level. These figures will be disseminated and flagged accordingly in dissemination, both at EU level and at the national level.

⁽¹²⁾ EUROPA > European Commission > CIRCABC > Eurostat > NACE Rev. 2 - CPA 2008
European Commission > Eurostat > CPA > CPA Ver. 2.1
CPA rev. 2.1 Handbook part 6 - Outsourcing

The low reliability estimates should be flagged with **U**. Such estimates will be suppressed from the national data published by Eurostat but will be included in calculation of the EU totals. These totals will be flagged with **E**.

Although not published at the national level, U flagged figures will be treated as confidential and EU aggregates will be rounded in order to protect them.

N: CETO (contribution to European totals only)

In order to minimise the burden on businesses and the costs to the national statistical authorities, Member States may mark data for use as a contribution to European totals only (CETO) for the PRODCOM variables. The data shall be flagged with an **N** and shall not be published at the national level. This data will not be either disseminated by Eurostat, however will be used for calculating the EU totals. The EU totals will be flagged by **E** on Eurostat's website.

4

PRODCOM data dissemination

This chapter gives information on how to access data in PRODCOM.

4.1. Publication of PRODCOM data


PRODCOM data is available on-line in two forms:

- Database - Data Browser form, including trade data
- Easy Comext database

The PRODCOM data is published annually around mid-July.

The PRODCOM data dissemination on Eurostat's website is available to all users free of charge.

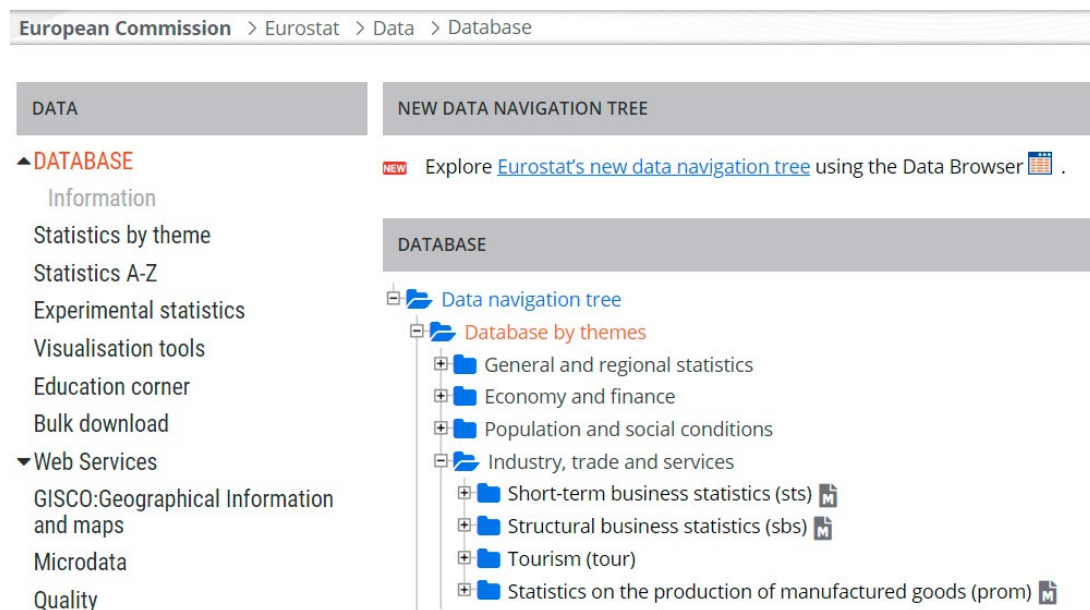
4.1.1. Data Browser

Eurostat introduced data navigation tree using the Data Browser. 

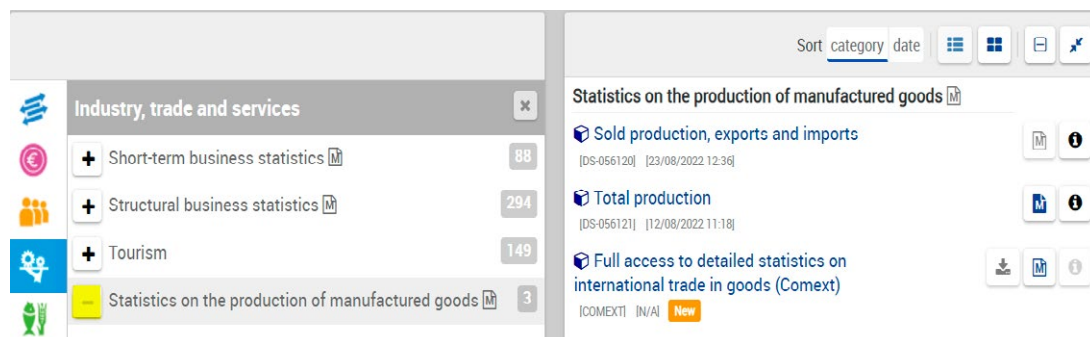
The Data Browser provides different formats and options for downloading data, including several ways to interact with the platform.

Statistics on the production of manufactured goods (prom) is the name given to published PRODCOM data on Eurostat's Data Browser.

The Data Browser is accessible from Eurostat website following the "Data > Database, available at the link: [Database - Eurostat \(europa.eu\)](https://ec.europa.eu/eurostat/tgm/table.do?tab=table&init=1&language=en&code=prom).

Figure 4.1: Access to the Data Browser

As an another option, PRODCOM dataset is accessible under "ALL DATA", theme Industry, trade and services on the Eurostat's website: [Statistics | Eurostat \(europa.eu\)](https://statistics.eurostat.eu). Click on the theme icon "Industry, trade and services", menu with Statistics on the production of manufactured goods is displayed. Select one of three options, then the specific dataset to PRODCOM is opened.

Figure 4.2: Data Browser: Statistics on the production of manufactured goods

Alternatively, navigation tree to PRODCOM data is directly accessible via the link: <http://ec.europa.eu/eurostat/web/prodcom/data/database>

Figure 4.3: Navigation tree to PRODCOM data

- DS-066341 gives annual data on sold production, exports and imports broken down by PRODCOM List.
- DS-066342 provides annual data on total production broken down by PRODCOM List.
- Comext – comext combines access to international trade and PRODCOM data and enables to compress data in the available layouts. In addition, the Reference Metadata in Euro SDMX Metadata

4.1.1.1. SOLD PRODUCTION, EXPORTS AND IMPORTS DS-66341 (DATA BROWSER DS-56120)

The users shall define their own custom dataset on sold production (PRODVAL, PRODQNT). Since 2021, the PRODCOM data is collected separately on sold production (PRODVAL, PRODQNT), production on own account (OWNPRODVAL, OWNPRODQNT) and production under sub-contracted operations (SCPRODVAL, SCPRODQNT). For defining a custom dataset the following dimensions need to be used:

Declarant

The list of reporting countries includes the EU Member States, EFTA countries and candidate countries. We do not have data for all the potential candidates yet. The PRODCOM data is available for the following European aggregates [1110] EU 15, [1112] EU 27_2007, [2028] EU28 and [2027] EU 27_2020.

PRCCODE

The list includes all codes that are valid in at least one year. If a code is selected that is not valid for the year selected, no data will be shown for that code.

Frequency

The frequency is automatically defined by Eurostat as [A]Annual for PRODCOM dataset. No other frequencies are available.

Time-period

The annual data on sold production is available starting from 1995.

Indicators

For the reference period 1995-2020, the PRODCOM data are available on sold production, exports and imports. Indicators to be defined are:

| | |
|----------|-----------------------------------------------------|
| PRODVAL | value of sold production |
| PVALFLAG | confidentiality flag on value of sold production |
| PVALBASE | rounding base used in value of sold production |
| PRODQNT | quantity of sold production |
| PQNTFLAG | confidentiality flag on quantity of sold production |
| PQNTBASE | rounding base used in quantity of sold production |
| EXPVAL | value of export |
| EXPQNT | quantity of export |
| IMPVAL | value of import |
| IMPQNT | quantity of import |
| QNTUNIT | quantity unit ⁽¹³⁾ |

⁽¹³⁾ Annex 1 – List of units

From 2021 onwards, in addition to the above-listed indicators the PRODCOM data are available on sold production on own account and production under sub-contracted operations. The indicators concerned are:

| | |
|------------|--------------------------------------------------------------------------------|
| OWNPRODVAL | value of sold production on own account |
| OWNVALFLAG | confidentiality flag on value of sold production on own account |
| OWNVALBASE | rounding base used in value of sold production on own account |
| OWNPRODQNT | quantity of sold production on own account |
| OWNQNTFLAG | confidentiality flag on quantity of sold production on own account |
| OWNQNTBASE | rounding base used in quantity of sold production on own account |
| SCPRODVAL | value of production under sub-contracted operations |
| SCVALFLAG | confidentiality flag on value of production under sub-contracted operations |
| SCVALBASE | rounding base used in value of production under sub-contracted operations |
| SCPRODQNT | quantity of production under sub-contracted operations |
| SCQNTFLAG | confidentiality flag on quantity of production under sub-contracted operations |
| SCQNTBASE | rounding base used in quantity of production under sub-contracted operations |

The following data fields can be displayed:

- The confidentiality flag indicates the availability of the statistical data.
- Possible values are blank (data is available)
- '!' data is not available
- ':C' data is confidential
- ':E' reliable estimate considered accurate enough to be published at the national level
- ':U' low reliability estimate suppressed from the national data published by Eurostat but included in calculation of the EU totals; these EU totals are flagged with 'E'
- ':R' the data has been rounded using the rounding base given in PROD/OWN/SC_VALUE_BASE
- '-' not applicable

The **rounding base** gives for instance if PROD_VALUE is rounded or contains a rounded element for EU totals. PROD_VALUE should be interpreted as lying between PROD_VALUE – PROD_VALUE_BASE and PROD_VALUE + PROD_VALUE_BASE. When no rounding is applied, PROD_VALUE_BASE is set to zero.

4.1.1.2. TOTAL PRODUCTION DS-66342 (DATA BROWSER DS-56121)

This table contains the data on annual total production (sold production plus any production retained by the producing enterprise for further processing or put into stock).

Total production is only reported by volume, because goods that are not sold cannot be valued. In addition, there is no relation between total production and international trade in goods, so imports and exports are not shown.

The following dimensions are used:

Declarant

The list of reporting countries includes the EU Member States, EFTA countries and candidate countries. We do not have data for all the potential candidates. The PRODCOM data is available for the following European aggregates [1110] EU 15, [1112] EU 27_2007, [2028] EU28 and [2027] EU 27_2020.

PRCCODE

The list includes all codes that are valid in at least one year. If a code is selected that is not valid for the year selected, no data will be shown for that code.

Frequency

The frequency is automatically defined by Eurostat as [A]Annual for PRODCOM dataset. No other frequencies are available.

Time-period

The annual data on sold production is available starting from 1995.

Indicators

Total production (1995-onwards)

| | |
|----------|------------------------------------------------------|
| PRODQNT | quantity of total production |
| PQNTFLAG | confidentiality flag on quantity of total production |
| PQNTBASE | rounding base used in quantity of total production |
| QNTUNIT | quantity unit ⁽¹⁴⁾ |

The following data fields that can be displayed:

- The confidentiality flag indicates the availability of the statistical data.
- Possible values are blank (data is available)
- '!' data is not available
- ':C' data is confidential
- ':E' reliable estimate considered accurate enough to be published at the national level
- ':U' low reliability estimate suppressed from the national data published by Eurostat but included in calculation of the EU totals; these totals are flagged with 'E'
- ':R' the data has been rounded using the rounding base given in PROD/OWN/SC_VALUE_BASE
- '-' not applicable

The **rounding base** gives for instance if for EU totals PROD_QUANTITY is rounded or contains a rounded element. PROD_QUANTITY should be interpreted as lying between PROD_QUANTITY - PROD_QUANTITY_BASE and PROD_QUANTITY + PROD_QUANTITY_BASE. When no rounding is applied, PROD_QUANTITY_BASE is set to zero.

4.1.1.3. DATA BROWSER INTERFACE – ONLINE HELP

Data Browser provides contextual help, available for all functionalities, by clicking the "? Help" button, on the top right corner.

Some tips and tricks on how to use the new Data Browser are presented by clicking "First visit" below "? Help" button. Press space to navigate.

[Eurostat Data Browser: Website guide](#)

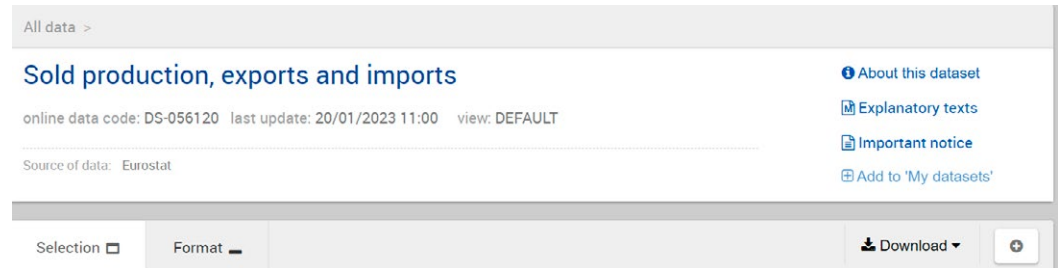
It is possible to filter the data you want to display without creating a new dataset. This feature is described in the Online help:

[How to customise the data visualisation? \(europa.eu\)](#)

⁽¹⁴⁾ Annex 1 – List of units

For more information on what kind of help icons are offered for each PRODCOM datasets (DS-056120 and DS-056121) in Data Browser, see below:

Figure 4.4: Help menu for PRODCOM in Data Browser



The “Explanatory text” icon views the dataset’s metadata; this information is displayed in a new page. The “Important notice” icon offers translated indicator labels and quick guide on accessing PRODCOM data in the Data Browser. For methodology, the metadata and quality report (ESMS) is reported at the Member State and European level.

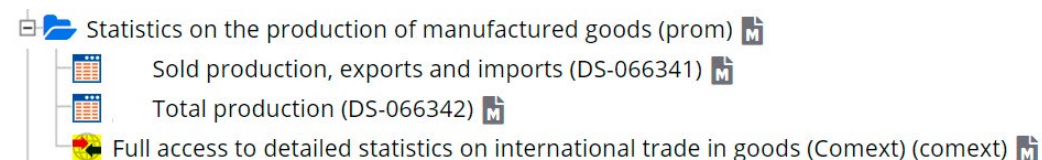
The icon “About this dataset” views metadata information about custom dataset.

Other functions such as creating “Custom dataset” and downloading “Full dataset” are available via the icons “Download” and “+”, right top corner next to “Selection” and “Format”.

4.1.2. EASY COMEXT

Available in Easy Comext database at the link: <http://epp.eurostat.ec.europa.eu/newxtweb/> or by accessing through Database.

Figure 4.5: Access to international trade in goods data Comext



The available datasets within International Trade - Statistics on industrial production and international trade are Sold Production, exports and imports (DS-056120), Total Production (DS-056121).

Figure 4.6: Comext available datasets



Available nomenclatures

Available relations



The blank sheet icon leads to New Query, which allows building the query on selected dataset.



The red icon executes System Default Query prepared by EUROSTAT.



The M icon links to the Metadata reports (ESMS) released by EUROSTAT.

Box 4.1: Metadata reports (ESMS)

Quick links

Europa - Reference Metadata in Euro SDMX Metadata Structure (ESMS)

4.1.2.1. HOW TO BUILD NEW QUERY IN EASY COMEXT

For each dimension, desired data is to be selected by clicking on the dimension name above the corresponding list.

- DECL
- PERIOD
- PRCCODE
- INDICATORS

"Dimension metadata" on Indicators is available in EN, FR and DE for both datasets (DS-056120 and DS-056121).

Figure 4.7: Dimension metadata on Indicators

INDICATORS (DS-056120) - Work - Microsoft Edge

⚠ Not secure | epp.eurostat.ec.europa.eu/newxtweb/loadpage.do

Dataset: **Sold production, exports and imports** Dataset metadata

Dimension: **INDICATORS** Dimension metadata

Available Codes
(23 individuals)

Show ☒ Codes ☐ Formulas

PVALFLAG
PRODVAL

Select
0 grou

>>

Figure 4.8: Dimension metadata on Indicators DS-056120 in EN

INDICATORS (DS-056120) - Work - Microsoft Edge

Not secure epp.eurostat.ec.europa.eu/newxtweb/loadpage.do

MetaData

Dataset: DS-056120 - Sold production, exports and imports

Dimension: INDICATORS

Select the metadata category:

CODES

- Indicators DS-056120 in EN
(1008 Bytes) - Last updated date: 2022-09-09

[Back](#)

Figure 4.9: Building new query in Comext

eurostat
Your key to European statistics

European Commission > Eurostat > International Trade

Legal notice | RSS | Contact | En

International trade Help & FAQ | International trade metadata

Step 1 2 3 Tutorials | Context Help | Login | Register | Labels language: English (en)

Dataset Name: DS-056120 - Sold production, exports and imports. Dataset update date: Mar 03 2021, 13:02 (GMT+1)

Description: Query last update date:

For each dimension, select which data you want to extract by clicking on the dimension name above the corresponding list.

REG1
Selection size: 0 1 10

INDICATORS
Selection size: 0 1 10

PERIOD
Selection size: 0 1 10

PRCCODE
Selection size: 0 1 10

Estimated number of cells: 0

Remarks:

- The maximum dimension selection size is: 12000
- The maximum number of cells you can extract in interactive mode is: 120000
- If you want to extract more cells, please login or register (top right corner)

[Compress](#)

1. Dimension Selection 2. Dataset Selection 3. Output Selection Finish

The available element(s) must be chosen to the right window. The dimension can be switched in the upper part as shown in figure below.

Figure 4.10: Dimension, available elements

Dataset: **Sold production, exports and imports** [Dataset metadata](#)

Dimension: **DECL** [Dimension metadata](#)

Available elements
(40 individuals)

Show ☒ Codes ☐ Aggregates ☐ Formulas

- 092-Croatia
- 093-Bosnia and Herzegovina
- 096-North Macedonia
- 097-Montenegro
- 098-Serbia
- 1110-EU15TOTALS
- 1111-EU25TOTALS
- 1112-EU27TOTALS_2007
- 2027-EU27TOTALS_2020
- 2028-EUROPEAN UNION (28)
- 600-Cyprus

[Show code History](#) ?

Selected
0 group(s), 0 aggregate(s), 0 formula(s), 0 implicit user list(s), 1 individual(s)

2027-EU27TOTALS_2020

Advanced selection: [By Search](#) [By Codes](#) [By Function](#)

[Select](#) [Help](#) [Cancel](#) [>](#)

The layout and output of the table is to be specified in step 2 – select layout and in step 3 – select output.

Last step is to proceed the data selection by clicking on Finish.

Data extraction can be arranged by using tools in the menu as displayed in figure below.

Figure 4.11: Spreadsheet, Chart, Treemap, Map, Table

Dimensions:

PRCCODE **Digital cameras** [+](#) [fx](#) [←](#) [→](#) [↺](#) [↻](#)

INDICATORS **PRODVAL** [+](#) [fx](#) [←](#) [→](#) [↺](#) [↻](#)

[Spreadsheet](#) [Chart](#) [Treemap](#) [Map](#) [Table](#)

Number of rows to display: **50** Number of columns to display: **50** [Refresh](#)

Remove empty rows: ☐ Remove empty columns: ☐

Number of decimals: **0**

4.2. Data on production: PRODCOM

4.2.1. Products and nomenclatures covered

These comprise:

- Manufactured products and some industrial services
- About 4000 products for all these sectors, listed in a specific nomenclature and common to all countries of the European Union
- Certain specific activities, such as subcontracting

Products are classified according to the PRODCOM List (Box 2.2 – PRODCOM List/ Quick links).

4.2.2. Production types (1993 – 2020)

PRODCOM headings are classified according to the combination of production types used that are reported for the product. **The production types** are:

- Sold production: the production sold outside the enterprise during the reference period.
- Total production: both the production sold and the production retained for reuse by the enterprise as input to the manufacture of other products or products kept in stock. Since products that are not sold cannot easily be valued, only the volume of Total Production can be reported for these products.

These heading types are used in four combinations, depending on the type of product:

- S Production sold is reported by value and volume. In some cases, no volume unit is defined for a heading. In these cases, only the value is reported.
- T Production sold is reported by value and volume. Total production is reported by volume.
- V Total production is reported by volume. Sold production is not reported.
- I Type I headings are industrial services. Only the value is reported, and this corresponds to the fee paid to the enterprise providing the service.

4.2.3. Available PRODCOM variables (2021 – onwards)

PRODCOM variables on industrial production include the following data:

- The variable 251001 (Sold production) include values of the sold production produced on own account and quantities of the sold production produced on own account.
- The variable 251002 (Production under sub-contracted operations) contain values equal to the fee received by subcontractor/paid by principal and quantities produced under sub-contracted operations.
- The variable 251003 (Actual production) is a sum of quantities of the production on own account and quantities produced under a sub-contracted operations.

The heading type indicates the combination of production types that are required for the heading:

- S Production sold and Production under sub-contracted operations are reported by value and volume. In some cases, no volume unit is defined for a heading. In these cases, only the value is reported.
- T Production sold and Production under sub-contracted operations are reported by value and volume. Actual production is reported by volume.
- V Only Actual production is reported by volume.
- I Type I headings are industrial services. Only the value of sold production is reported, and this corresponds to the fee paid to the enterprise providing the service.

4.2.4. Periodicity

PRODCOM data is reported on an annual basis. From 2003 to 2005, production by volume of 88 steel products was reported monthly (data on steel production are not available).

4.2.5. Availability of data

There are two reasons why expected data might not be found in PRODCOM:

- i. The data is confidential. If only a small number of enterprises produce a product in the reporting country, there is a risk that information regarding an individual enterprise might be revealed. If the enterprise does not agree to this, the reporting country declares the production figures confidential. They are transmitted to Eurostat but not published.
- ii. However if several countries declare their production for a heading to be confidential, an EU total can be published because the data for an individual country cannot be inferred. A Confidentiality Charter ⁽¹⁵⁾ agreed with the Member States defines the conditions under which totals containing confidential data may be published.
- iii. The data is missing. There are a number of reasons why data might be missing: the reporting country does not survey the heading; the reporting country has reason to doubt the accuracy of the data and suppresses it; or the reporting country uses the wrong volume unit or the wrong production type, which means that the data is not comparable with other countries and is suppressed by Eurostat.
- iv. Missing data can be estimated by the reporting countries and in some cases by Eurostat. Estimated national figures contain value 'E' or 'U' in the value or quantity.
- v. The estimated data ('E') signals that the values are reliable estimates, considered accurate enough to be published at the national level. These figures are disseminated and flagged accordingly in dissemination, both at EU level and at the national level.
- vi. The low reliability estimates ('U') are suppressed from the national data published by Eurostat but are included in calculation of the EU totals. These EU totals are flagged with 'E'.
- vii. Although not published at the national level, U flagged figures are treated as confidential and EU aggregates are rounded in order to protect them.

4.2.6. Data on international trade in goods

4.2.6.1. DATA AVAILABLE ON INTERNATIONAL TRADE IN GOODS IN PRODCOM

PRODCOM is not designed as a tool to disseminate the international trade in goods statistics of the Member States of the EU. Complete and detailed statistics for international trade in goods are available in Comext, and the data used in PRODCOM are extracted from this base.

Although production data for some non-EU countries are available (EFTA, acceding and candidate countries) international trade in goods data for them is not available in PRODCOM.

Due to confidentiality, a small part of international trade in goods information is not available at the most detailed level (CN code, partner country, value or quantity); this means in practice that at this detailed level the information may not be complete. The complete information is only available on a more aggregated level in the Comext database.

In some sectors, PRODCOM is more detailed than the CN. This is necessary in cases where the CN code links to more than one CPA code, since a PRODCOM code is linked to a single CPA code – the first 6 digits of the PRODCOM code are the corresponding CPA code. Consequently, in such cases no international trade data are available corresponding to individual PRODCOM headings. However, to

⁽¹⁵⁾ European statistics Code of Practice — revised edition 2017 - Products Catalogues - Eurostat (europa.eu)

allow PRODCOM data to be compared with trade data, aggregated PRODCOM headings have been introduced for the sectors concerned. These codes always have a "Z" in the seventh position.

PRODCOM headings, which refer to industrial services and to intermediate products, are not reflected by a CN code either. For these codes it is not possible to calculate market figures (see item 4.2.7.1 'Some remarks concerning the calculation of apparent consumption').

4.2.6.2. HOW PRODUCTION AND INTERNATIONAL TRADE IN GOODS DATA ARE MATCHED

There are several aspects to the matching of production and international trade in goods data in PRODCOM:

The products:

In most cases, the PRODCOM code corresponds to one or more CN codes, so the data for all corresponding CN headings is aggregated to get the import and export figures for the PRODCOM code.

If the PRODCOM product does not have an equivalent product in the trade figures (for instance industrial services) no trade data is displayed alongside the production data. Similarly, if the PRODCOM product is a breakdown of a CN code it is not possible to compare with the CN and no trade data is displayed.

The reporting countries:

Normally there is a simple match between International Trade in Goods and PRODCOM countries. However, up to 1998 Belgium and Luxembourg made a joint Foreign Trade declaration, whereas in PRODCOM their data was reported separately from the beginning. As it is not possible to distinguish trade from the two countries up to that time, it is all attributed to Belgium when trade data is shown alongside production data.

For EU totals, the trade for all EU Member States is aggregated.

The volume unit:

International Trade in Goods is reported by weight and for some products also by another unit (the supplementary unit). Production data is reported by a unit that is kg for some products and by a different unit for other products.

- If the production data is in kg, the trade in kg is displayed.
- If the production data has another unit and it is the same as the international trade in goods supplementary unit, the trade data from the supplementary unit is displayed.
- If the production data has a unit that is neither kg nor the same as the international trade in goods supplementary unit, the trade data is not displayed.

The international trade in goods partner countries:

When comparing production with trade figures we want to consider all the trade passing the external borders of the territory in question. For individual Member States, this means all international trade in goods, i.e. the sum of the trade with all Intra-EU and all Extra-EU partners. However, for EU totals we are only interested in trade leaving and entering the EU as a whole, so the sum of trade with all Extra-EU partners is displayed.

Production type:

The only production type, which can be usefully compared with trade data, is Sold Production. If the production data is for Actual Production it is not appropriate to compare it with trade data since some of it refers to production that does not leave the enterprise that produced it.

Therefore, Europroms only displays trade data where the production type is Sold Production.

4.2.7. Apparent consumption

An estimation of consumption, known as apparent consumption, can be made by calculating production + imports - exports. However the results are often unreliable (sometimes producing a negative figure) and this method cannot be recommended.

4.2.7.1. SOME REMARKS CONCERNING THE CALCULATION OF APPARENT CONSUMPTION

- i. Some PRODCOM headings cover a range of products, which means that the composition of production can in some cases differ from that of trade. Obviously, such heterogeneity complicates the integration of production and trade data.
- ii. The coverage of production statistics is not necessarily in line with that of trade statistics. The thresholds above which businesses are represented in these statistics can be different.
- iii. The data presented here relate to a given year and there are temporal delays between the various operations taken into account: production, sale, export. Storage explains a part of these delays, which are reduced or even disappear when the data are considered over several years.
- iv. Where external trade nomenclatures permit, the trade in used and second-hand goods is excluded from the calculation of markets figures. However, in some cases, used goods cannot be distinguished from new ones. In particular the export of used machines (often somewhat renovated) to Third World countries can skew the apparent market.
- v. The Combined Nomenclature has in many areas separate subheadings related to civil aircraft. Classification of goods (which is subject to conditions laid down in Community provisions) is only relevant in relation to the rate of duty. In a number of cases the import and export under these subheadings is not taken into account for the calculation of market data, because they lack the level of detail to be assigned to a single PRODCOM heading.
- vi. The value of exports cannot always be compared directly with that of sold production. The latter is based on the ex-work selling price, whereas exports are evaluated at the time the goods cross the border. In addition, imported goods can be exported again with a different value, either without being modified or after industrial processing (e.g. textile finishing or surface treatment) which is not linked to international trade in goods in Europroms.
- vii. The EBS general implementing (Section 31) specifies simplification measures for collecting statistics on intra-Union exports of goods. For 'industrial plant' and 'component part', Member States may exempt under certain conditions the reporting units from providing the statistical information on the quantity of the goods.

4.3. Rounding of EU totals

Confidential EU totals are replaced by rounded figures, so that some information can be provided while maintaining sufficient uncertainty to protect the underlying confidential national data. The rounded figure is accompanied by a value in the "Base" indicator, which shows the rounding base used. This means that the total indicated should be interpreted as being in the range $R-B$ to $R+B$, where R is the rounded total and B is the base.

4.4. Confidentiality in PRODCOM

Some national PRODCOM data and EU aggregates are confidential. Confidential data is suppressed and is only available for the PRODCOM staff or other officials associated with PRODCOM according to the Eurostat Rules of protection of confidential data. EU aggregates are published with rounding applied, in order to protect national confidential data.

Annex 1 – List of units

| | | Prodcom Unit Code |
|--------------------------------------------------|---------------------------------------------------------|------------------------------|
| GT | Gross tonnage | 1000 |
| CGT | Compensated Gross Tonne | 1050 |
| c/k | Carats (1 metric carat = 2.10-4 kg) | 1100 |
| ce/el | Number of elements | 1200 |
| ct/l | Carrying capacity in tonnes | 1300 |
| g | Gram | 1400 |
| kg | Kilogram | 1500 |
| kg Al ₂ O ₃ | Kilogram of dialuminium trioxide | 1510 |
| kg B ₂ O ₃ | Kilogram of diboron trioxide | 1511 |
| kg BaCO ₃ | Kilogram of barium carbonate | 1512 |
| kg Cl | Kilogram of chlorine | 1513 |
| kg F | Kilogram of fluorine | 1514 |
| kg HCl | Kilogram of hydrogen chloride | 1515 |
| kg H ₂ O ₂ | Kilogram of hydrogen peroxide | 1516 |
| kg KOH | Kilogram of potassium hydroxide (caustic potash) | 1517 |
| kg K ₂ O | Kilogram of potassium oxide | 1518 |
| kg K ₂ CO ₃ | Kilogram of potassium carbonate | 1519 |
| kg N | Kilogram of nitrogen | 1520 |
| kg NaOH | Kilogram of sodium hydroxide (caustic soda) | 1521 |
| kg Na ₂ CO ₃ | Kilogram of sodium carbonate | 1522 |
| kg Na ₂ S ₂ O ₅ | Kilogram of sodium pyrosulphide | 1523 |
| kg PbO | Kilogram of lead oxide | 1524 |
| kg P ₂ O ₅ | Kilogram of phosphorus pentoxide (phosphoric anhydride) | 1525 |
| kg S | Kilogram of sulphur | 1526 |
| kg SO ₂ | Kilogram of sulphur dioxide | 1527 |
| kg SiO ₂ | Kilogram of silicon dioxide | 1528 |
| kg TiO ₂ | Kilogram of titanium dioxide | 1529 |
| kg act. subst. | Kilogram of activate substance | 1530 |
| kg 90 % sdt | Kilogram of substance 90% dry | 1531 |
| kg HF | Kilogram of hydrogen fluoride | 1532 |
| kg H ₂ SO ₄ | Kilogram of sulfuric acid | 1534 |
| km | Kilometer | 1700 |
| kW | Kilowatt | 1800 |
| 1 000 kWh | 1 000 kilowatt hours | 1900 |
| l | Litre | 2000 |
| l alc 100% | Litre pure (100%) alcohol | 2100 |
| m | Metre | 2200 |
| m ² | Square metre | 2300 |
| m ³ | Cubic metre | 2400 |
| pa | Number of pairs | 2500 |
| p/st | Number of items | 2600 |
| TJ | Terajoule (gross calorific value) | 2900 |

GETTING IN TOUCH WITH THE EU

In person

All over the European Union there are hundreds of Europe Direct centres. You can find the address of the centre nearest you online (european-union.europa.eu/contact-eu/meet-us_en).

On the phone or in writing

Europe Direct is a service that answers your questions about the European Union. You can contact this service:

- by freephone: 00 800 6 7 8 9 10 11 (certain operators may charge for these calls),
- at the following standard number: +32 22999696,
- via the following form: european-union.europa.eu/contact-eu/write-us_en.

FINDING INFORMATION ABOUT THE EU

Online

Information about the European Union in all the official languages of the EU is available on the Europa website (european-union.europa.eu).

EU publications

You can view or order EU publications at op.europa.eu/en/publications. Multiple copies of free publications can be obtained by contacting Europe Direct or your local documentation centre (european-union.europa.eu/contact-eu/meet-us_en).

EU law and related documents

For access to legal information from the EU, including all EU law since 1951 in all the official language versions, go to EUR-Lex (eur-lex.europa.eu).

EU open data

The portal data.europa.eu provides access to open datasets from the EU institutions, bodies and agencies. These can be downloaded and reused for free, for both commercial and non-commercial purposes. The portal also provides access to a wealth of datasets from European countries.

European business statistics user's manual for PRODCOM

This second edition manual seeks to serve statistical experts and users alike as a comprehensive reference to the PRODCOM statistics built upon the Commission Implementing Regulation EU 2020/1197 (EBS Regulation). It provides an overview of the production of manufactured goods carried out by enterprises on the national territory of the reporting countries while highlighting the features introduced by a new regulatory framework. Mainly, the manual describes the PRODCOM classification, PRODCOM dataset and its dissemination. The PRODCOM team in consultation with national experts drafted this document.

For more information

<https://ec.europa.eu/eurostat/>



Publications Office
of the European Union